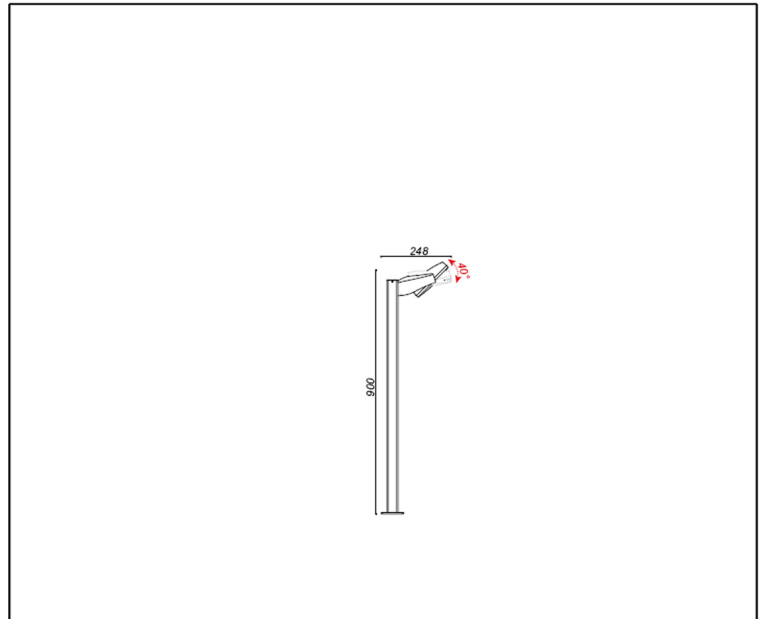


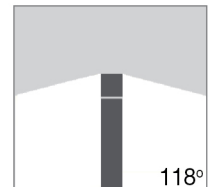
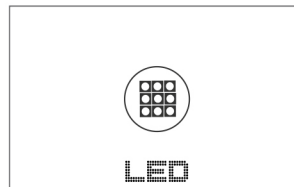


BOLLARD & PATHWAY
LUMINAIRE

TECHNICAL DATA SHEET - KRIPPER L - 13804 - BOLLARD & PATHWAY LUMINAIRE



13804
LED
Rated Luminaire Luminous Flux: 475lm
Rated input power: 6W
Luminaire Efficiency: 79lm/W
Input Voltage: 100-240V



Product Description

Add modern sophistication to your garden pathway when you line it with our rounded variation on traditional led bollard lights. European inspired design, machined out of blocks of aluminum, gives this path light both the look and quality.

Technical Data

Product Data	Bollard & Pathway Luminaire
Wattage	6W
Color Temperature	3000K
Rated Luminaire Luminous Flux	475lm
IP	54
Beam Angle	118°
Frequency Range	50-60Hz
CRI	Ra>80
Power Factor	>0.9
Material	Aluminium Body with Opal PC Diffuser
Finish	Dark Grey
Life Span	20,000Hrs
Warranty	2 Years
Applications	Commercial, Residential

Options

Color Temperature	3000K, 4000K, 6000K
Finish	Dark Grey / Silver / White / Black / Rust

