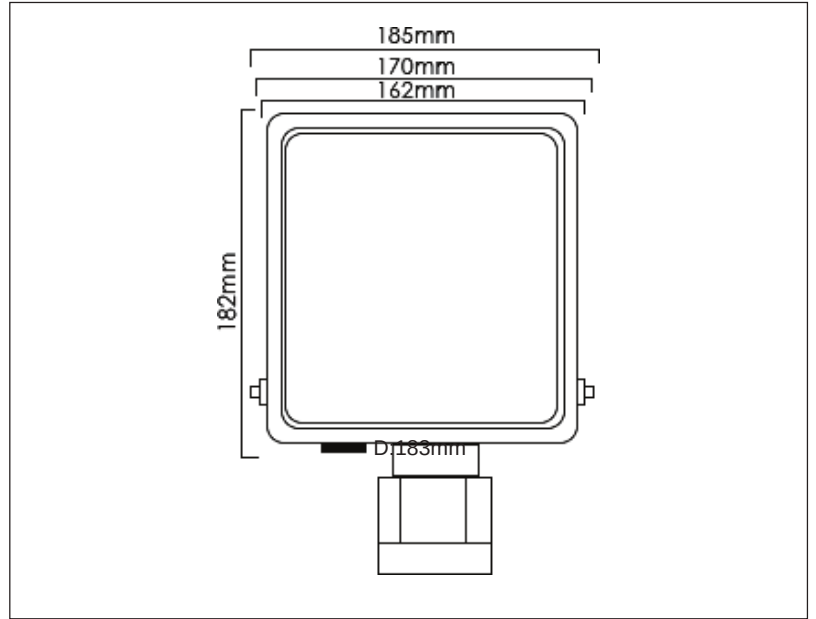
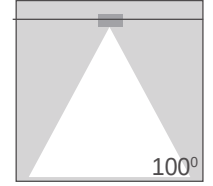
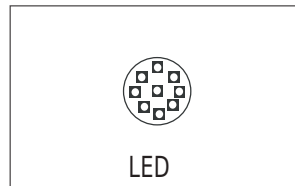


**Syv**<sup>®</sup>  
design

## TECHNICAL DATA SHEET - FLUT LED - 13931- LED SENSOR FLOOD LIGHT



13931  
LED  
Rated Luminaire luminous flux: 1900lm  
Rated input power: 20W  
Input voltage: AC 100-240V  
Distance: 12m



### Product Specification

The Illuminating Flut consists of a complete assortment of patented cooler design in flood light series. Its power consumption promises saving upto 60% than metal halide. It is characterized as one in a kind LED flood light series that can be mounted on outdoor walls.

### Technical Data

Product type	LED Sensor Flood Light
Wattage	20W
Rated Luminaire luminous flux	1900lm
IP rating	54
Beam Angle	100°
Color temperature	6000K
RA	>80
Power factor	>0.9
Distance	12m
Power Consumption	Saving upto 60% than metal halide
<b>On/Off</b>	90,000 times
Finish	Patented Cooler Design
Applications	Residential, Commercial, Hospitality
Warranty	3 Years