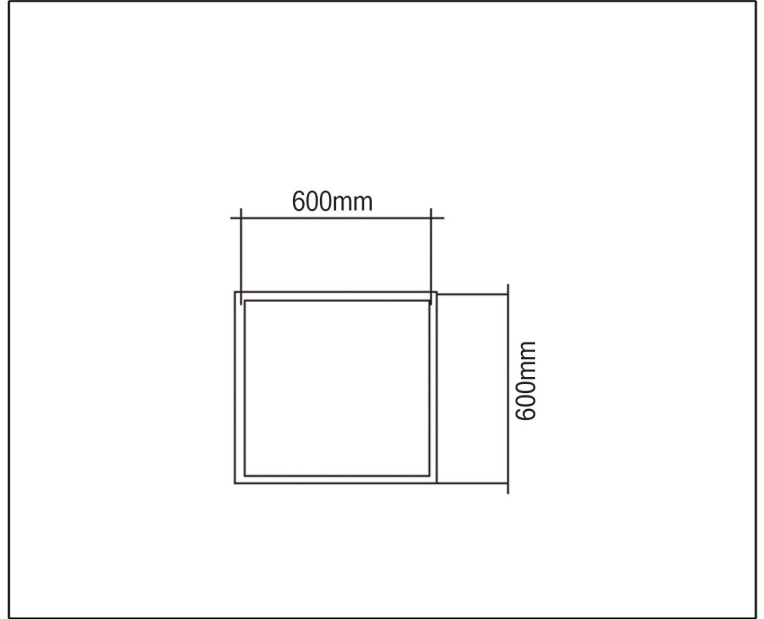



SYV[®]
design

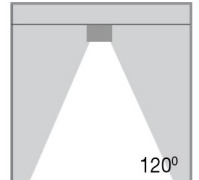
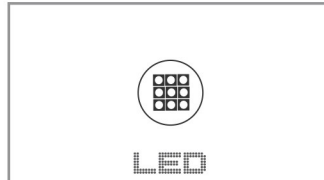


PANEL LIGHT

TECHNICAL DATA SHEET - DUNNE 2 WW - 13423 - PANEL LIGHT



13423
 EPISTAR LED
 Rated Luminaire luminous flux: 3600lm
 Rated input power: 42W
 Luminaire efficiency: 76lm/w
 Input voltage: AV85-275V



Product Description

Dunne 2 is made up of high efficiency light guide plate, good effect diffusion plate, high quality and good design aluminium frame. This Commercial LED panel Light fittings is perfect for use in Offices, Task Lighting, Store Displays, Warehouse Illumination and much more. This LED Dunne 2 proceed with oxidation which can enhance panel light's beauty, high efficiency light guide plate and side emitting light way leads to ultra-soft and uniform light.

Technical Data

Product Data	Panel Light
Wattage	42W
Color Temperature	3000K
Rated Luminaire Luminous Flux	3600lm
IP Rating	42
Beam Angle	120°
Current	900mA/1280mA
Frequency Range	50-60Hz
CRI	Ra>80
Power Factor	>0.9
Material	Aluminum + Frosted plastic cover
Finish	White
Life Span	30,000Hrs
Warranty	3 Years
Applications	Residential, Commercial, Hospitality, etc.