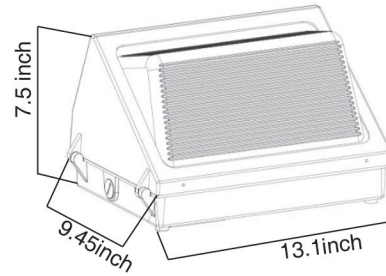


SYV[®]
design



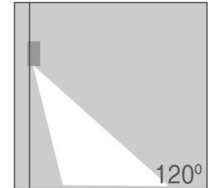
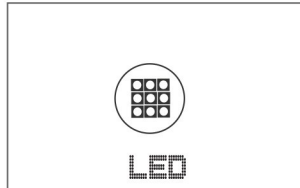
LED
INDUSTRIAL LIGHT SERIES

TECHNICAL DATA SHEET - KOMBINA DL - 14116- INDUSTRIAL LIGHTING



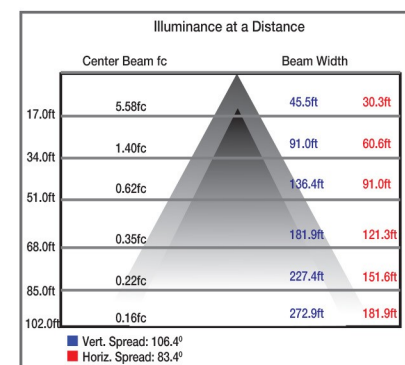
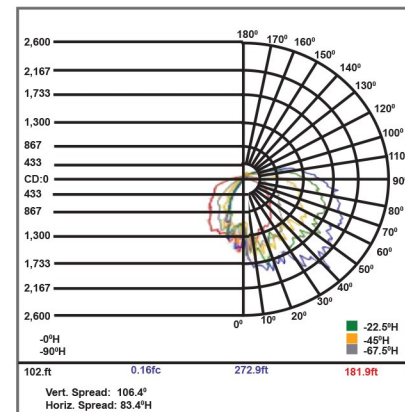
14116

LED High Power Nicha LED
 Rated Luminaire luminous flux: 5591lm
 Rated input power: 40W
 Luminaire efficiency: 139.77lm/w
 Input voltage: 100-277V



Product Specification

This Amazing LED Wall Pack is ideal for outdoor walkways, entry way, pathway, landscape lighting, public area floodlights and security lightnings. They are rated for a long 70,000 hours lifespan.



Technical Data

Product type	LED Industrial Lights
Wattage	40W
Rated Luminaire luminous flux	5591lm
IP rating	65
Beam Angle	120°
Color temperature	5000K
RA	>80
Power factor	>0.9
Material	Die Cast Aluminium Body
Finish	Black
Applications	Residential, Office, Retail, Hospitality, School
Warranty	6 Years