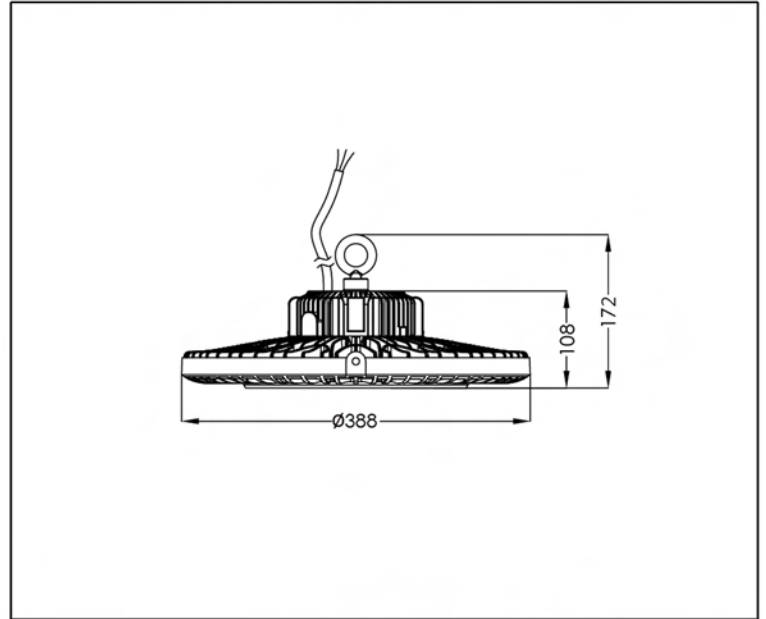


SYV[®]
design

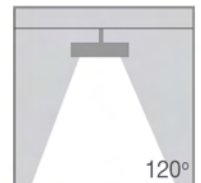
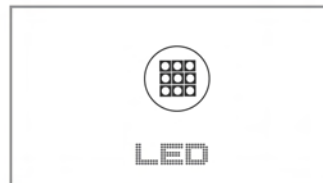


HIGHBAY LIGHTS

TECHNICAL DATA SHEET - BURTEN - 14623 - COMMERCIAL LIGHT SERIES



14623
 Philips LED
 Rated Luminaire luminous flux: 18400lm
 Rated input power: 160W
 Luminaire efficiency: 115lm/w
 Input voltage: 100-240V



Product Description

Burten LED Lighting High Bays are ideally designed for applications in warehouses, gyms, manufacturing, airplane hangers and large retail outlets. With an enclosed power supply and covered optics, these units are designed for durability in industrial applications.

Technical Data

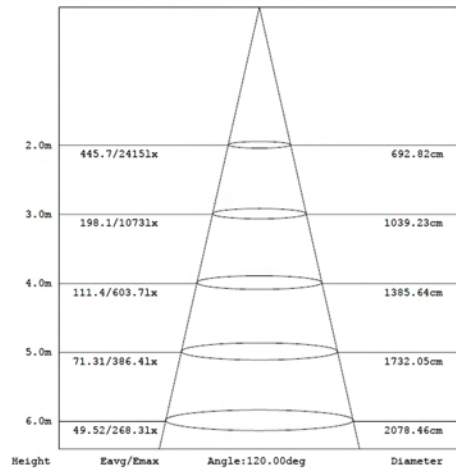
Product Data	LED High Bay Light
Wattage	160W
Color Temperature	5000K
Rated Luminaire Luminous Flux	18400lm
IP	65
Beam Angle	120°
Frequency Range	50-60Hz
CRI	Ra>80
Power Factor	>0.9
Material	Aluminium Body
Finish	Black
Life Span	60,000Hrs
Warranty	5 Years
Applications	Commercial, Retail, Hospitality

Options

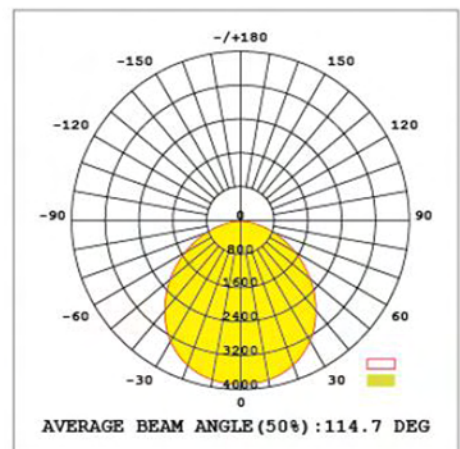
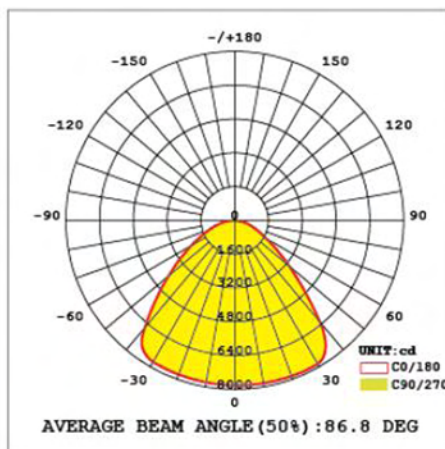
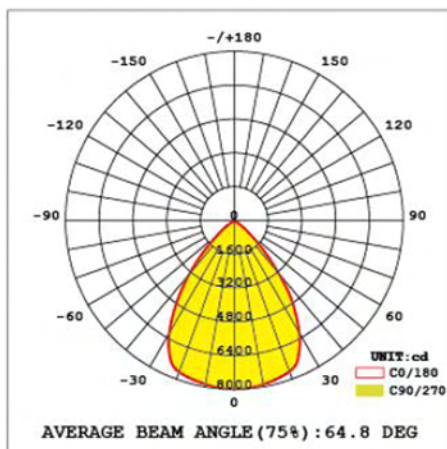
Wattage	100W, 120W, 160W, 200W, 230W
Color Temperature	3000K - 6000K
Finish	Black, White, Silver

TECHNICAL DATA SHEET - BURTEN - 14623 - COMMERCIAL LIGHT SERIES


Illumination Diagram



Distribution Diagram



Accessories



Optional Accessories

- Wall Mounting Fixture
- Suspension – Suspension Chain
- 60°Beam Aluminum Reflector
- 60°Beam Acrylic Reflector
- 90°Prismatic Lens