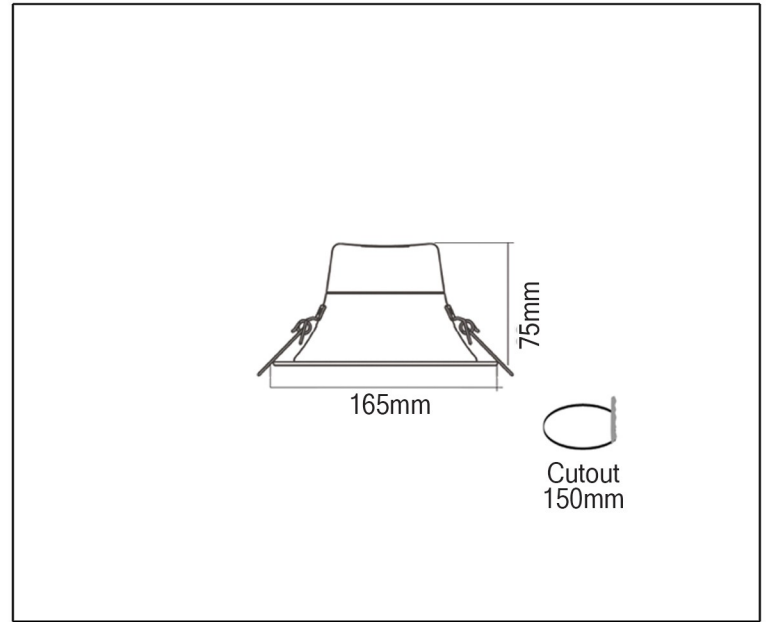




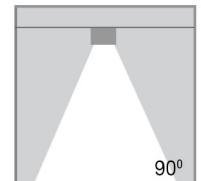
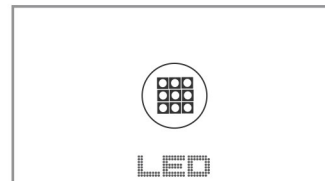
RECESSED DOWNLIGHT



## TECHNICAL DATA SHEET - KAPPE 16 WW - 13899 - RECESSED DOWNLIGHT



13899  
PHILIPS LED  
Rated Luminaire luminous flux: 1476lm  
Rated input power: 16W  
Luminaire efficiency: 92.25lm/w  
Input voltage: 100-240V



### Product Description

Kappe 16 is not only high quality and stylish body but also LED energy efficiency which allows use of the product in different applications. Perfect for domestic or commercial use, which provides a crisp, clear lighting ambiance & delivers high color consistency across its products ensuring your lit space looks as amazing as it can.

### Technical Data

Product Data	Recessed Downlight
Wattage	16W
Color Temperature	3000K
Rated Luminaire Luminous Flux	1476lm
IP Rating	44
Beam Angle	90°
Current	300mA
Frequency Range	50-60Hz
CRI	Ra>80
Power Factor	>0.9
Material	Pure Aluminium
Finish	White + Grey
Life Span	30,000Hrs
Warranty	3 Years
Applications	Residential, Commercial, Retail, etc.

### Options

Wattage	6W, 8W, 10W, 12W, 16W, 20W, 30W
Color Temperature	3000K - 6000K