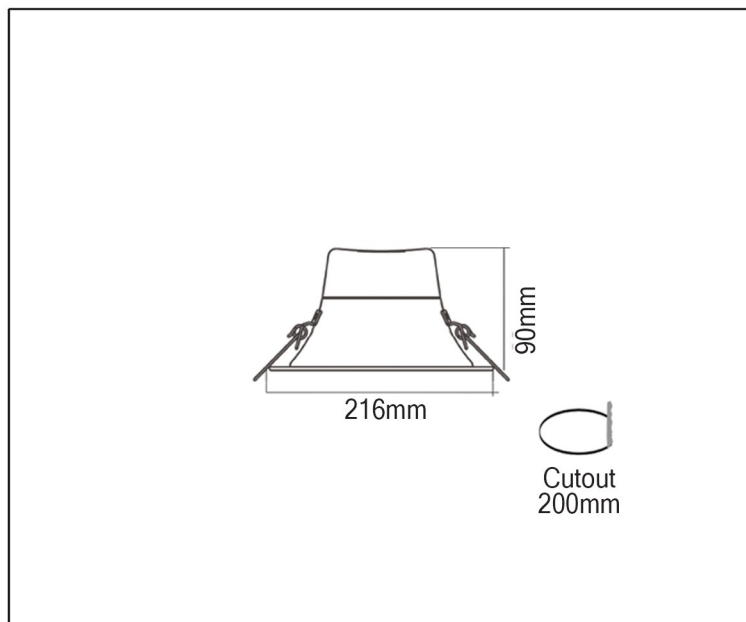


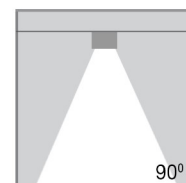
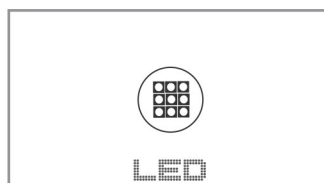


RECESSED DOWNLIGHT

TECHNICAL DATA SHEET - KAPPE 20 DL - 13908 - RECESSED DOWNLIGHT



13908
PHILIPS LED
Rated Luminaire luminous flux: 1850lm
Rated input power: 20W
Luminaire efficiency: 92.5lm/w
Input voltage: 100-240V



Product Description

Kappe 20 is not only high quality and stylish body but also LED energy efficiency which allows use of the product in different applications. Perfect for domestic or commercial use, which provides a crisp, clear lighting ambiance & delivers high color consistency across its products ensuring your lit space looks as amazing as it can.

Technical Data

Product Data	Recessed Downlight
Wattage	20W
Color Temperature	6000K
Rated Luminaire Luminous Flux	1850lm
IP Rating	44
Beam Angle	90°
Current	300mA
Frequency Range	50-60Hz
CRI	Ra>80
Power Factor	>0.9
Material	Pure Aluminium
Finish	White + Grey
Life Span	30,000Hrs
Warranty	3 Years
Applications	Residential, Commercial, Retail, etc.

Options

Wattage	6W, 8W, 10W, 12W, 16W, 20W, 30W
Color Temperature	3000K - 6000K