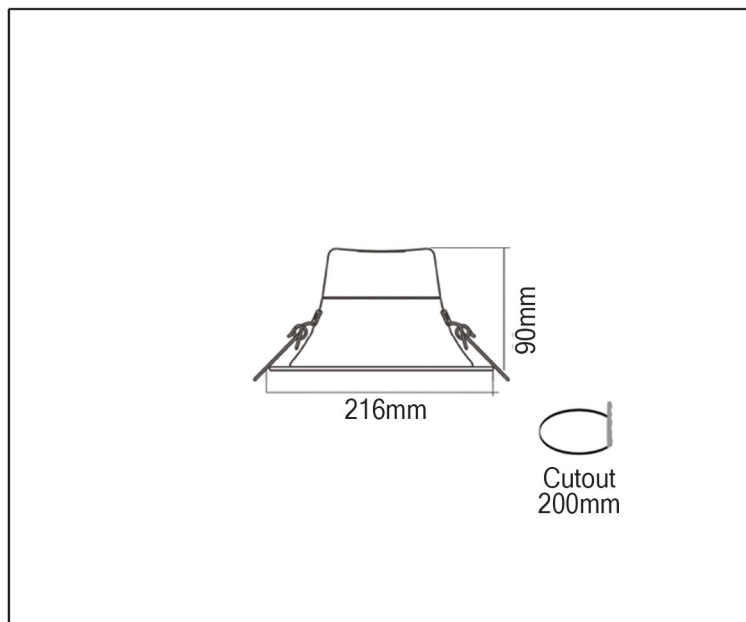


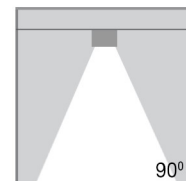
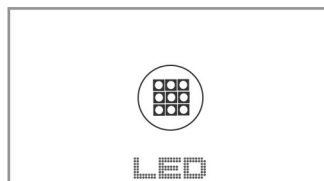


RECESSED DOWNLIGHT

TECHNICAL DATA SHEET - KAPPE 20 WW - 13900 - RECESSED DOWNLIGHT



13900
PHILIPS LED
Rated Luminaire luminous flux: 1818lm
Rated input power: 20W
Luminaire efficiency: 90.9lm/w
Input voltage: 100-240V



Product Description

Kappe 20 is not only high quality and stylish body but also LED energy efficiency which allows use of the product in different applications. Perfect for domestic or commercial use, which provides a crisp, clear lighting ambiance & delivers high color consistency across its products ensuring your lit space looks as amazing as it can.

Technical Data

| | |
|-------------------------------|---------------------------------------|
| Product Data | Recessed Downlight |
| Wattage | 20W |
| Color Temperature | 3000K |
| Rated Luminaire Luminous Flux | 1818lm |
| IP Rating | 44 |
| Beam Angle | 90° |
| Current | 300mA |
| Frequency Range | 50-60Hz |
| CRI | Ra>80 |
| Power Factor | >0.9 |
| Material | Pure Aluminium |
| Finish | White + Grey |
| Life Span | 30,000Hrs |
| Warranty | 3 Years |
| Applications | Residential, Commercial, Retail, etc. |

Options

| | |
|-------------------|---------------------------------|
| Wattage | 6W, 8W, 10W, 12W, 16W, 20W, 30W |
| Color Temperature | 3000K - 6000K |