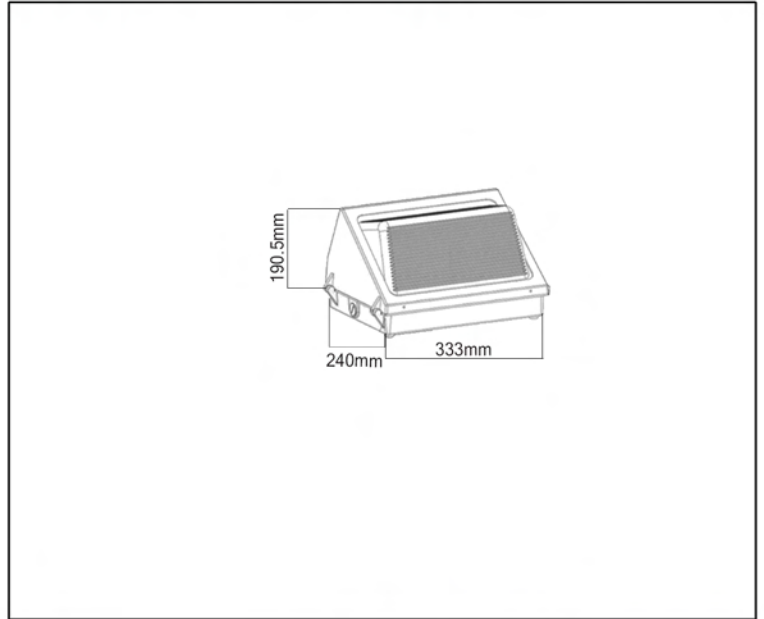


**Syv**<sup>®</sup>  
design


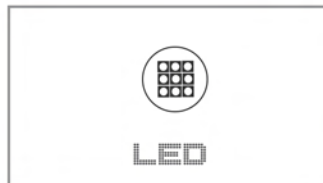


WALL LIGHT

## TECHNICAL DATA SHEET - KOMBINA - 14173 - COMMERCIAL WALL PACK SERIES



14173  
 Bridgelux LED  
 Rated Luminaire luminous flux: 5400lm  
 Rated input power: 40W  
 Luminaire efficiency: 135lm/w  
 Input voltage: 100-240V



### Product Description

The amazing LED Wall Pack light is ideal for outdoors residential or commercial use. It promises enough lighting to illuminate any dark area, entry ways or public walls where security is vital.

### Technical Data

Product Data	Commercial Wall Pack Series
Wattage	40W
Color Temperature	3000K
Rated Luminaire Luminous Flux	5400lm
IP	65
Beam Angle	120°
Frequency Range	50-60Hz
CRI	Ra>80
Power Factor	>0.9
Material	Die Cast Aluminium body
Finish	Dark Grey
Life Span	60,000Hrs
Warranty	6 Years
Applications	Commercial, Residential

