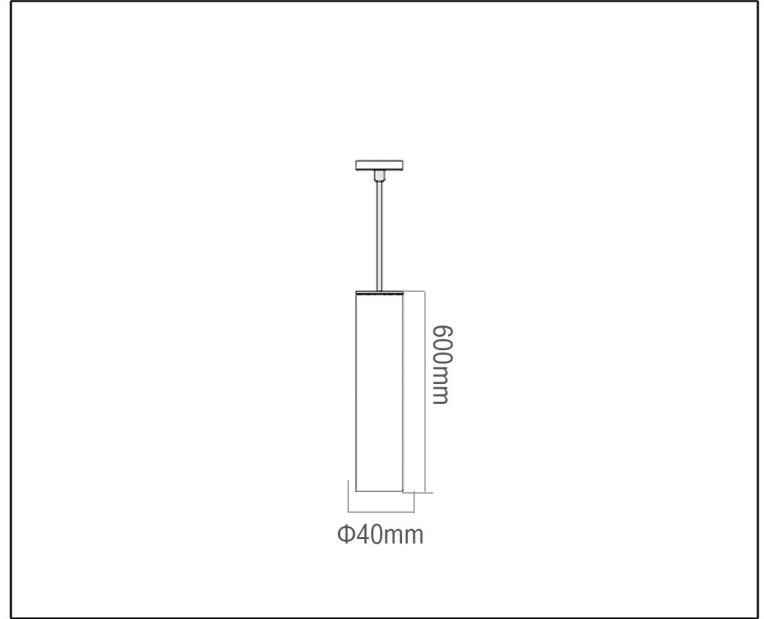



SYV[®]
design

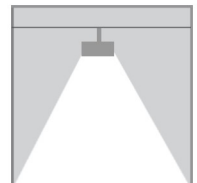
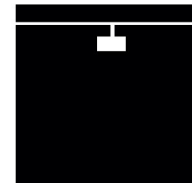



SUSPENDED / MOUNTED LIGHT

TECHNICAL DATA SHEET - LATOUR P - 14940 - SUSPENDED MOUNTED LIGHT



14940
 CREE LED
 Rated Luminaire luminous flux: 215lm
 Rated input power: 5W
 Luminaire efficiency: 43lm/W
 Input voltage: 220-240V



Product Description

The Latour range is specially designed to guarantee a uniform and perfectly balanced light output, resulting in a focused lighting effect. It defines the ultimate geometric symbol seamlessly integrated into architecture.

Technical Data

Product Data	Suspended Mounted Light
Wattage	5W
Color Temperature	3000K
Rated Luminaire luminous flux	215lm
IP Rating	20
Beam Angle	15°
Frequency Range	50-60Hz
CRI	>80
Power Factor	>0.9
Material	Die Cast Aluminium
Finish	Grey
Life Span	50,000Hrs
Warranty	5 Years
Applications	Hospitality, Commercial, Residential, etc.

Options

Color Temperature	3000K - 4000K
Beam Angle	24°
Finish	White, Titanium

