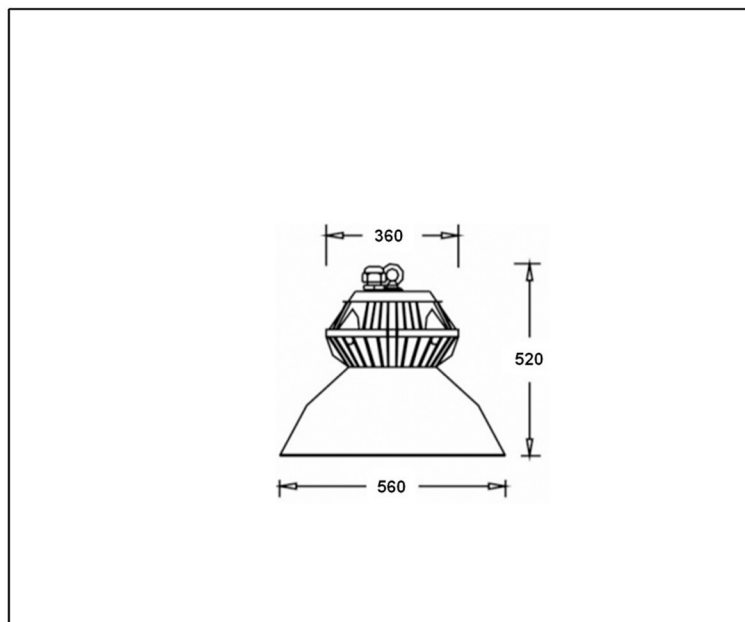



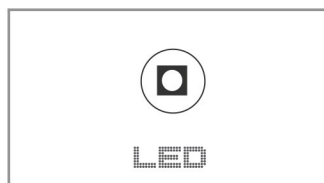


HIGHBAY LIGHTS

TECHNICAL DATA SHEET - SUCHEN - 14001 - COMMERCIAL LIGHT SERIES



14001
Bridgelux LED
Rated Luminaire luminous flux: 18000lm
Rated input power: 150W
Luminaire efficiency: 120lm/w
Input voltage: 90-295V



Product Description

Suchen LED Lighting High Bays are ideal designed for applications in warehouses, gyms, manufacturing, airplane hangars and large retail outlets. With an enclosed power supply and covered optics, these units are designed for durability in industrial applications.

Technical Data

Product Data	LED High Bay Light
Wattage	150W
Color Temperature	6000 - 6500K
Rated Luminaire Luminous Flux	18000lm
IP	65
Beam Angle	120°
Frequency Range	50-60Hz
CRI	Ra>80
Power Factor	>0.9
Material	Aluminium Body
Finish	Grey
Life Span	50,000Hrs
Warranty	5 Years
Applications	Commercial, Retail, Hospitality

Options

Wattage	135W, 150W, 170W
Color Temperature	2500K- 6500K
Beam Angle	45°, 90°, 120°

