

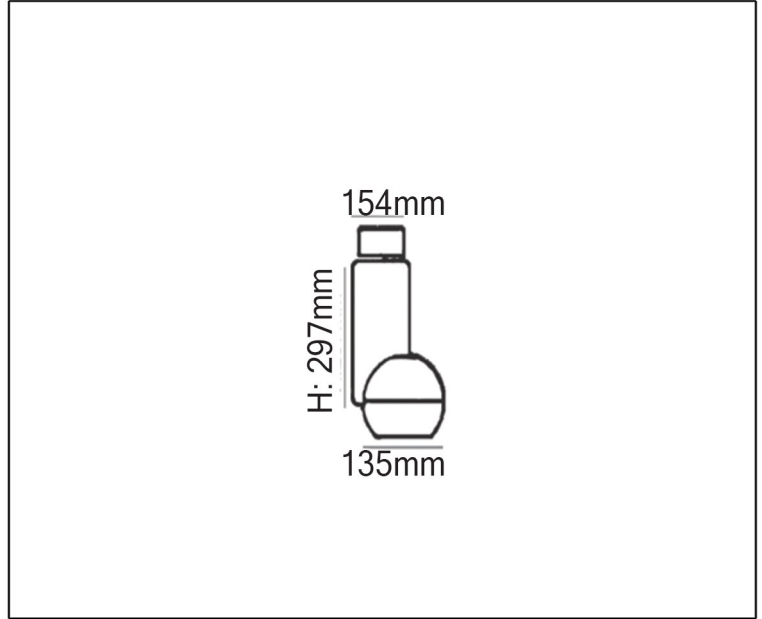

The logo for SYV, consisting of the letters 'S', 'Y', and 'V' in a bold, magenta, sans-serif font. The 'S' and 'Y' are connected, and the 'V' is separate. A small registered trademark symbol (®) is located at the top right of the 'V'.

SYV®

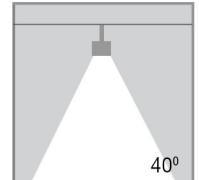
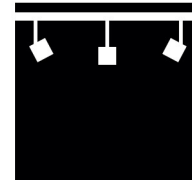



SPOT &
TRACK LIGHT

TECHNICAL DATA SHEET - WEG - 13161 - TRACK LIGHT



13161
 CREE LED
 Rated Luminaire luminous flux: 1500lm
 Rated input power: 30W
 Luminaire efficiency: 50lm/w
 Input voltage: 110-240V



Product Description

Made of high quality aluminum materials & designed with unique light distribution. This versatile, adaptable & flexible track light can be configured to best meet your unique individual needs.

Technical Data

Product Data	Track Light
Wattage	30W
Color Temperature	4000K
Rated Luminaire Luminous Flux	1500lm
IP Rating	20
Beam Angle	40°
Current	820mA
Frequency Range	50-60Hz
CRI	Ra>80
Power Factor	>0.9
Material	Aluminium alloy + One Phase
Finish	Black
Life Span	30,000Hrs
Warranty	3 Years
Applications	Residential, Commercial, Retail, etc.

Options

Wattage	30W, 35W
Color Temperature	3000K, 4000K
Beam Angle	15°, 24°, 40°, 50°
Finish	Black, White, Silver