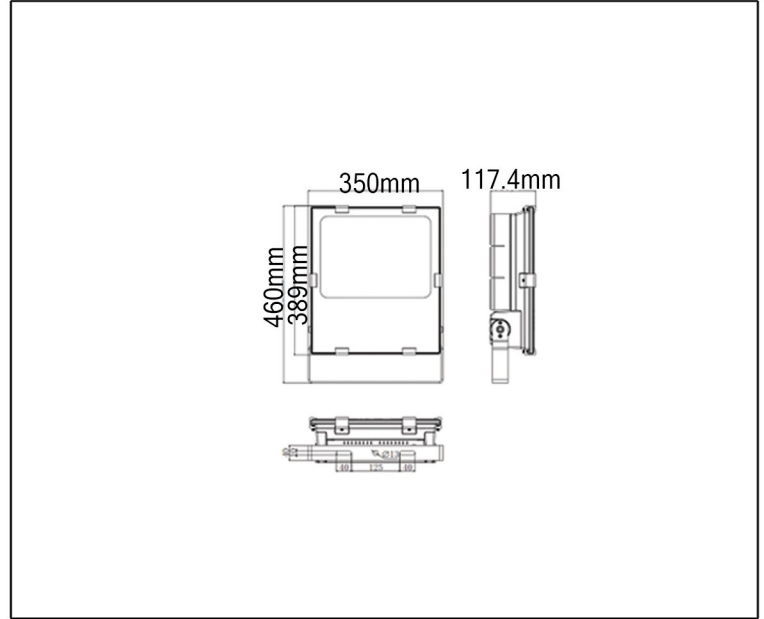


SYV[®]
design

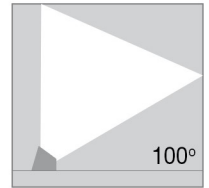
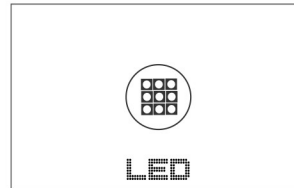


FLOOD LIGHT

TECHNICAL DATA SHEET - VIVO PRO 200 DL - 14107 - FLOOD LIGHT



14107
 Philips LED
 Rated Luminaire Luminous Flux: 20,000lm
 Rated input power: 200W
 Luminaire Efficiency: 100lm/W
 Input Voltage: 100-240V



Product Description

The Vivo Floodlight has been uniquely developed & engineered to incorporate the latest in LED technology and design. The external casing is made by a ventilation structural design. The heat dispersion is of high performance. Simultaneously, it is able to save the energy consumption, and prevent the temperature from being too high, thus, lengthened the lifespan.

Technical Data

Product Data	Flood Light
Wattage	200W
Color Temperature	6000K
Rated Luminaire Luminous Flux	20,000lm
IP Rating	65
Beam Angle	100°
Frequency Range	50-60Hz
CRI	Ra>80
Power Factor	>0.9
Material	Aluminum alloy + Clear glass
Finish	Black
Warranty	5 Years
Applications	Commercial, Hospitality, Warehouse

