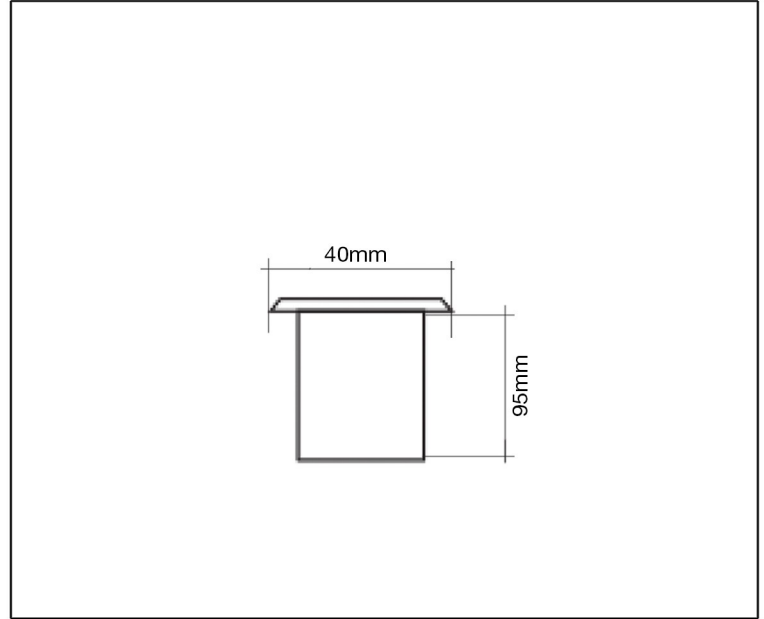


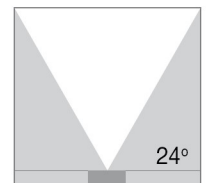



INGROUND LUMINAIRE

TECHNICAL DATA SHEET - TIRA S - 12930 - INGROUND LUMINAIRE



12930
CREE LED
Rated Luminaire Luminous Flux: 45lm
Rated input power: 1W
Luminaire Efficiency: 45lm/W
Input Voltage: 100-240V



Product Description

These recessed/in-ground outdoor lights are generally used to illuminate your walkways, decks or along the edge of your home. They frequently use Cree LED globes that can create very dramatic and appealing lighting effects at night.

Technical Data

Product Data	Inground Luminaire
Wattage	1W
Color Temperature	3000K
Rated Luminaire Luminous Flux	45lm
IP Rating	65
Beam Angle	24°
Frequency Range	50-60Hz
CRI	Ra>80
Power Factor	>0.9
Material	Aluminium polish finish
Finish	Silver grey body
Warranty	2 Years
Applications	Residential, Outdoor

